


DISPLAY PANS / FOOD WARMER


STAINLESS STEEL PANS




Pans and lids sold separately




Dimensions	Item Number	Description
Full Size 12 ³ / ₄ " x 20 ⁷ / ₈ "	SP200	2 ¹ / ₂ " deep
	SP400	4" deep
	SP600	6" deep
	00C	Solid Flat Cover
	00SC	Slotted Flat Cover




Dimensions	Item Number	Description
2/3 Size 13 ⁷ / ₈ " x 12 ⁵ / ₈ "	SP270	2 ¹ / ₂ " deep
	SP470	4" deep
	70SC	Slotted Flat Cover



Dimensions	Item Number	Description
1/2 Size 10 ³ / ₈ " x 12 ⁵ / ₈ "	SP250	2 ¹ / ₂ " deep
	SP450	4" deep
	SP650	6" deep
	50C	Solid Flat Cover
	50SC	Slotted Flat Cover



Dimensions	Item Number	Description
1/2 Size 6" x 20"	SP250L	2 ¹ / ₂ " deep
	SP450L	4" deep
	SP650L	6" deep
	50CL	Solid Flat Cover



Dimensions	Item Number	Description
1/3 Size 6 ⁷ / ₈ " x 12 ⁵ / ₈ "	SP230	2 ¹ / ₂ " deep
	SP430	4" deep
	SP630	6" deep
	30C	Solid Flat Cover
	30SC	Slotted Flat Cover



Dimensions	Item Number	Description
1/4 Size 6 ³ / ₈ " x 10 ³ / ₈ "	SP240	2 ¹ / ₂ " deep
	SP440	4" deep
	40C	Solid Flat Cover
	40SC	Slotted Flat Cover



Dimensions	Item Number	Description
1/6 Size 6 ¹ / ₄ " x 6 ⁷ / ₈ "	SP260	2 ¹ / ₂ " deep
	SP460	4" deep
	SP660	6" deep
	60C	Solid Flat Cover
	60SC	Slotted Flat Cover

Dimensions	Item Number	Description
1/9 Size 6 ⁷ / ₈ " x 4 ¹ / ₄ "	SP490	4" deep



PERFORATED PANS

Stainless steel



5002P



5124P

Item Number	Description	Description
5002P	Full Size	2 ¹ / ₂ " deep
5004P	Full Size	4" deep
5122P	1/2 Size	2 ¹ / ₂ " deep
5124P	1/2 Size	4" deep

ADAPTER BARS

Heavy gauge stainless steel

AB100	12" Long
AB101	20" Long



FOOD WARMER

- Fully insulated bottom and sides
- Lighted on/off switch
- Fits full size steam table pan
- UL approved
- 120V/1200W



EFW	22 ¹ / ₂ " x 14 ¹ / ₂ " x 8 ⁷ / ₈ "
-----	---

PAN GRATES

- Chrome plated wire mesh with built-in feet



Item Number	Description	Dimensions
GRA1	Full Size	10" x 18"
GRA2	1/2 Size	7 ³ / ₄ " x 10"
GRA3	1/3 Size	5" x 10 ¹ / ₂ "

INFRARED HEAT LAMPS

SINGLE LAMP



6000A1	14" x 19 ¹ / ₂ " x 22"
--------	--

DOUBLE LAMP



6000A2	14" x 19 ¹ / ₂ " x 24"
--------	--

- Adjustable height
- 120V/500W
- UL Listed



REPLACEMENT BULB

Item Number	Description	Color
EHLBW	120V/250W	Clear